PERGOLAST
By GLASS GROUP

PERGOLAST · HAVEN COLLECTION

Haven Sky

MOTORIZED ROOF ZIP SHADE · SERIES 08

The light you want.

The heat you don't.

A motorized shade that runs across the ceiling of a glass roof, pergola or skylight. The fabric travels in two side rails, its edges locked in by a zipper, so it stays flat and taut. One button shades the whole roof. Made to measure, up to 19′-8″ by 19′-8″ per unit.

ARCHITECTS · CONTRACTORS · RESTAURANTS · HOMEOWNERS



SHOWN Haven Sky closed over a glass roof

Shade overhead, at the touch of a button.



Open

Full sky

The fabric rolls into its cassette. Nothing overhead but glass and sky.



Part way

Stop it anywhere

Shade the tables in the sun and leave the rest of the roof bright.



Closed

Cool, soft light

The whole roof shaded. Glare and heat drop, the room stays bright.

1 button

Motor + remote

One roof or every bay at once, from a remote, wall switch or app.



PERGOLA Haven Sky closed under a glass-topped pergola.

GLASS ROOF & WINTER GARDEN

Bright without the greenhouse

Under a Haven Gable or Haven Cube glass roof, shade on hot afternoons, open for the stars.

RESTAURANT & HOTEL

Every table, any hour

Close the roof against midday sun and keep the dining room full and comfortable.

SKYLIGHT & ATRIUM

Tame the big skylight

Fits skylights and atrium glazing indoors or out, flush in a slim cassette.

PERGOLAST By GLASS GROUP

What you expect, and what you get

FOR ARCHITECTS & DESIGNERS

Shading that disappears

YOU EXPECT

A roof shade that reads as part of the architecture, open or closed.

- Slim cassette and rails in the frame's finish
- Zip-locked edges: flat and taut, no side gaps
- 12 standard finishes incl. wood-grain, or any RAL
- Mounts on top, underneath or between rafters
- Fits Haven Gable, Haven Cube and other roofs

“How big can one unit be?”

Up to 19′-8″ × 19′-8″ and 194 sq ft. Larger roofs get one unit per bay.

→ Request the spec sheet & details

FOR CONTRACTORS & GCS

Sized, drawn, ready to fit

YOU EXPECT

A shade package that arrives made to the roof and ready to hang.

- One source for roof, glass, shades and walls
- Shop drawings per bay, motor side marked
- Factory-made to the measured roof
- Motor and remote pre-paired
- Installation manual for your crew

“Where does the power go?”

To the motor end of each cassette. Our drawings show the side, so you rough in once.

→ Send us your drawings for a bid

FOR RESTAURANT & HOME OWNERS

Cooler under glass

YOU EXPECT

A glass room you can use at noon in July, not only at night.

- One button shades one bay or the whole roof
- Soft, even light, no hot spots
- Cuts glare on screens and tables
- Keeps leaves and dust out of open frames
- Installed by our installation team, one contact to handover

“Can I stop it halfway?”

Yes. Stop the shade at any point to cover only the sunny part of the roof.

→ Book a site visit

Why it matters: people buy the comfortable afternoon under glass, not the fabric.

Rolled in a cassette.
Locked in its rails. Overhead.

The fabric rolls onto a motor-driven tube in a cassette at the high end of the roof. A zipper welded to each edge runs inside the side rails, and a tension system keeps the fabric taut and flat as the front bar travels across the roof.

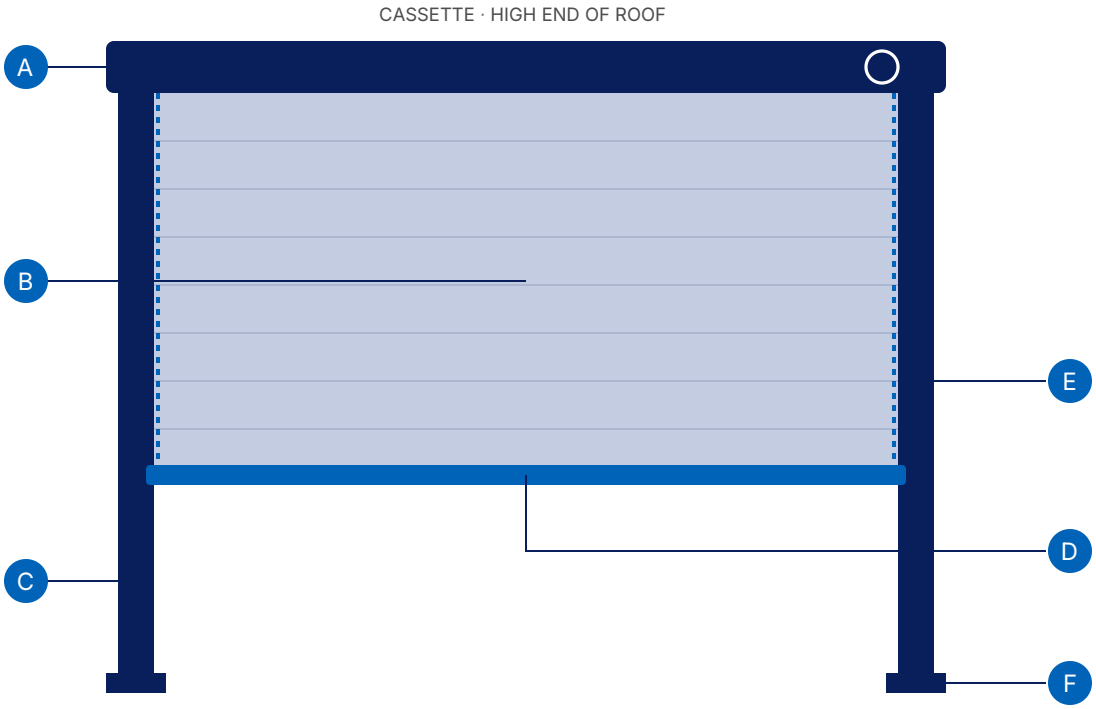

A Cassette & motor B Fabric C Guide rails D Front bar E Tension system F Brackets

KEY FIGURES

19'-8"	**194 sq ft**	**Zip**	**Any RAL**
Max width or projection	Per unit; bays combine	Edges locked in the rails	Matched to your frame

SPECIFICATIONS

SYSTEM	Motorized roof zip shade; fabric locked in side guide rails
SIZE	Up to 19′-8″ wide × 19′-8″ projection, 194 sq ft per unit
CASSETTE	Slim extruded aluminum, about 5⅛″–6¼″ by size*
GUIDE RAILS	Aluminum rails with zip track; aluminum front bar
FABRIC	Waterproof outdoor fabric; screen fabrics on request
OPERATION	Tubular motor with remote; sensors and app optional
FINISH	12 standard finishes incl. 3 wood-grain looks, or any RAL
MOUNTING	On top of, under, or between roof rafters*
USE	Glass roofs, pergolas, skylights, winter gardens; indoor or outdoor

FEATURES

- RUNS UNDER THE GLASS
- ZIP-LOCKED EDGES
- CUTS SUN, GLARE & HEAT
- KEEPS LEAVES & DUST OUT
- MOTOR + REMOTE
- CUSTOM RAL FINISHES

* Sizes, cassette, slope, mounting and wind limits are confirmed per project by our design team.



Built around your roof

Tell us the roof, then choose the fabric, the frame finish and how you want to control it.

HAVEN SKY · CONFIGURE

Make it yours in four choices

1 ROOF & SIZE

One unit per roof bay, each made to the measured width and projection, up to 19′-8″ × 19′-8″ and 194 sq ft. Mounted on top of, under, or between the rafters.

2 FABRIC

Waterproof fabric	Screen fabric	Color range
For open roofs and pergolas	Softer light under glass	Samples sent with your quote

3 FRAME FINISH

9016 White	9006 Aluminum	9005 Jet black	7021 Black gray	8017 Chocolate brown	9001 Cream	7006 Beige gray
7016 Anthracite	1015 Light ivory	Wood Golden pine	Wood Maple	Wood Red mahogany	RAL Any RAL code	

4 CONTROL & PAIR IT WITH

Remote	Sun & wind sensors	Smart home
One bay or all together	Shades and retracts by itself	App and voice control

HAVEN COLLECTION	HAVEN COLLECTION	HAVEN COLLECTION
Haven Gable	Haven Cube	Haven Shade
Fixed pitched glass roof	Flat glass roof veranda	Zip screen walls

GET YOUR PRICE

Send us your roof size and we'll price your Haven Sky.

(646) 495-9911
sales@pergolast.com

From idea to installed

1. **Get your quote**
   Fill in the form on pergolast.com, or call us.
2. **Measure & draw**
   We measure the roof and draw each unit.
3. **Fabricate**
   Built to your sizes, finish and fabric.
4. **Install**
   Our installation team fits and programs it.

Design & quotes

Send photos and rough sizes of your roof. Our design team replies with ideas and a quote for your Haven Sky.

sales@pergolast.com

Installation

Our installation team schedules, fits and programs your Haven Sky on site.

service@pergolainstaller.com

WHAT TO SEND US

Roof size
Width and projection of each bay, and the roof slope.

Roof type
Glass roof, pergola frame, skylight or atrium; inside or outside.

Photos
The roof from below and the high end where the cassette goes.

Power
Where the nearest power is, so we can plan the motor side.

COMPLETE IT WITH THE HAVEN COLLECTION

Haven Gable
Pitched glass roof

Haven Cube
Flat glass veranda

Haven Shade
Zip screen walls

Haven Glide
Sliding glass doors

YOUR NEXT STEP

Get your quote.

Request your quote

Scan to open our quote form. Tell us your roof size, fabric and finish, and we'll send your Haven Sky quote.

pergolast.com/pages/contact

ARCHITECTS

Request the spec sheet & details

CONTRACTORS

Email your drawings for a bid

RESTAURANT & HOMEOWNERS

Book a site visit

(646) 495-9911

sales@pergolast.com · pergolast.com
Pergolast · 199 Water St, New York, NY 10038



HAVEN SKY PROJECT 01

Potomac

Maryland · Private residence

A poolside glass room with a glass roof and sliding glass walls. Haven Sky runs under the roof glass: open, the room is all sky; closed, it takes the midday sun off the lounge.

Haven Sky | Haven Glide



One shade, many roofs



PART WAY Stoppedpartway:sunontheopenend,shadeontherest.



CLOSED The same roof, shaded edge to edge.



WINTER GARDEN Overaglassroom,outsidetheglass.



PERGOLA On top of an open pergola frame.



TERRACE Overaglass-roofeddeck.